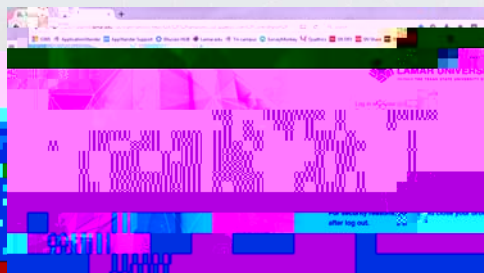


How to Self Enroll your Qualtrics Account

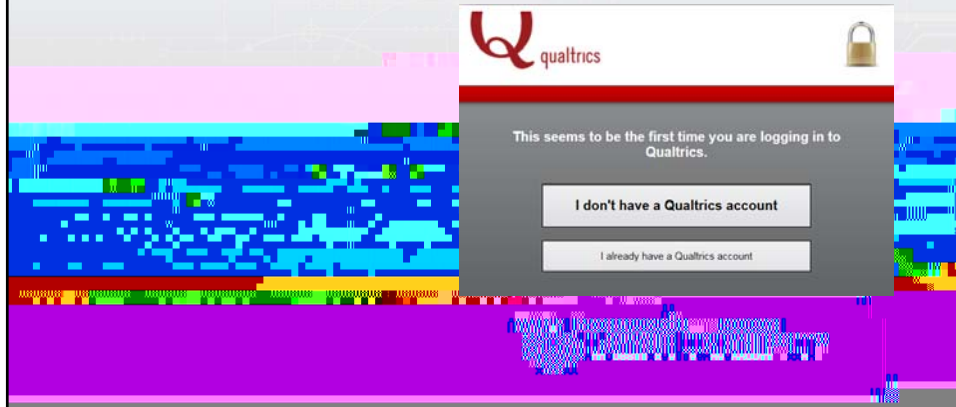
- Click the link <https://www.lamar.edu/it-services-and-support/qualtrics.html>
- Enter your LEA credentials (jsmith) and password



Note: I recommend bookmarking this site for future use

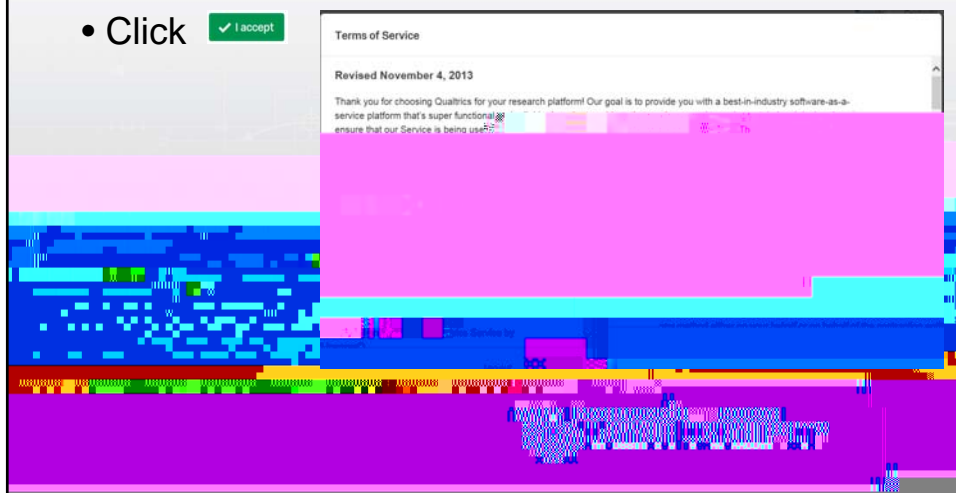
First time to login

- After entering your LEA credentials, you will see the following screen
- Click **I don't have a Qualtrics account**



Terms of Service

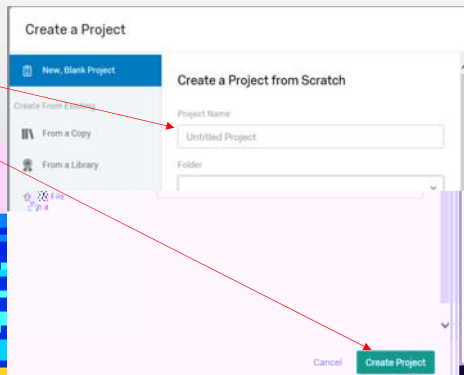
- Review the Terms of Service
- Click I accept



Create a Project

- Your Qualtrics account is open and ready to begin creating Projects
- Enter a Project name
- Click Create Project

- OR, click the Cancel button to perform any other tasks



First Project, Question One

- Begin adding questions to build your survey

